

Specialists Report-1

OPPONENT

DATE

0-Jan-00

Opponents Kick Off

KICKERS:	#	#
Approach		
Direction		
Hang time		
Distance		
Rt / Lt Footed		
Onside Ability		

GUNNERS # / POSITION#			
#	#	#	#
0	0	0	0

BEST COVER MEN # / POSITION #			
#	#	#	#
0	0	0	0

AVERAGE RETURN (VS) THEM
0

SAFETIES:			
#	#	#	#
0	0	0	0

AVERAGE LOS (VS) THEM
0

SPEED TO THE (50)

ONSIDE KICKS	
Score of the Game:	0
Time remaining:	0
Surprise?	0
Alignment:	See below

KEY OBSERVATIONS:

SYSTEM ANALYSIS:

KICK OFFS	0	
RIGHT SIDE	0	#DIV/0!
LEFT SIDE	0	#DIV/0!
MIDDLE	0	#DIV/0!
ONSIDE	0	#DIV/0!
POP UP	0	#DIV/0!

ONSIDE KICK OFF	0	
RIGHT SIDE	0	#DIV/0!
LEFT SIDE	0	#DIV/0!
MIDDLE	0	#DIV/0!
POP UP	0	#DIV/0!
GROUND	0	#DIV/0!

Specialists Report-2

Kick off-

10

9

8

7

6

5

4

3

2

1

K

Onside-

10

9

8

K

5

6

4

7

3

2

1

Specialists Report-3

Opponents Kick Return

RETURN SPECIALIST

RETURNERS # / POSITION#			
#	#	#	#
0	0	0	0

DANEROUS RETURN MAN			
#	#	#	#
0	0	0	0

WORST HANDS RETURN MAN			
#	#	#	#
0	0	0	0

REVERSE POSSIBILITY			
<input type="checkbox"/> Y/N	WHO?	<input type="checkbox"/> #	WHO? <input type="checkbox"/> #

THROW BACK POSSIBILITY			
<input type="checkbox"/> Y/N	WHO?	<input type="checkbox"/> #	WHO? <input type="checkbox"/> #

RETURNERS STATISTICS				
#	NO.	AVG.	TD	LONGEST
	0	0	0	0
	0	0	0	0
	0	0	0	0
	0	0	0	0
TOTAL	0	0	0	0

VULNERABLE TO SURPRISE ONSIDE? WHERE? _____	<input type="checkbox"/> Y/N
--	------------------------------

VULNERABLE TO BLOOP KICK? WHERE? _____	<input type="checkbox"/> Y/N
---	------------------------------

FRONT LINE

FRONT LINE BLOCKING	
Wall	<input type="checkbox"/>
Wedge	<input type="checkbox"/>
Man On	<input type="checkbox"/>
Cross	<input type="checkbox"/>

SHIFTING	
When	_____
Who	_____

LINEMEN LEAVE EARLY?			
#	#	#	#
0	0	0	0

HOLES & SOFT SPOTS See Diagram :

SYSTEM ANALYSI:	CENTER TAKE YOU TO THE WALL? <input type="checkbox"/> Y/N

Specialists Report-4

Kick Return-

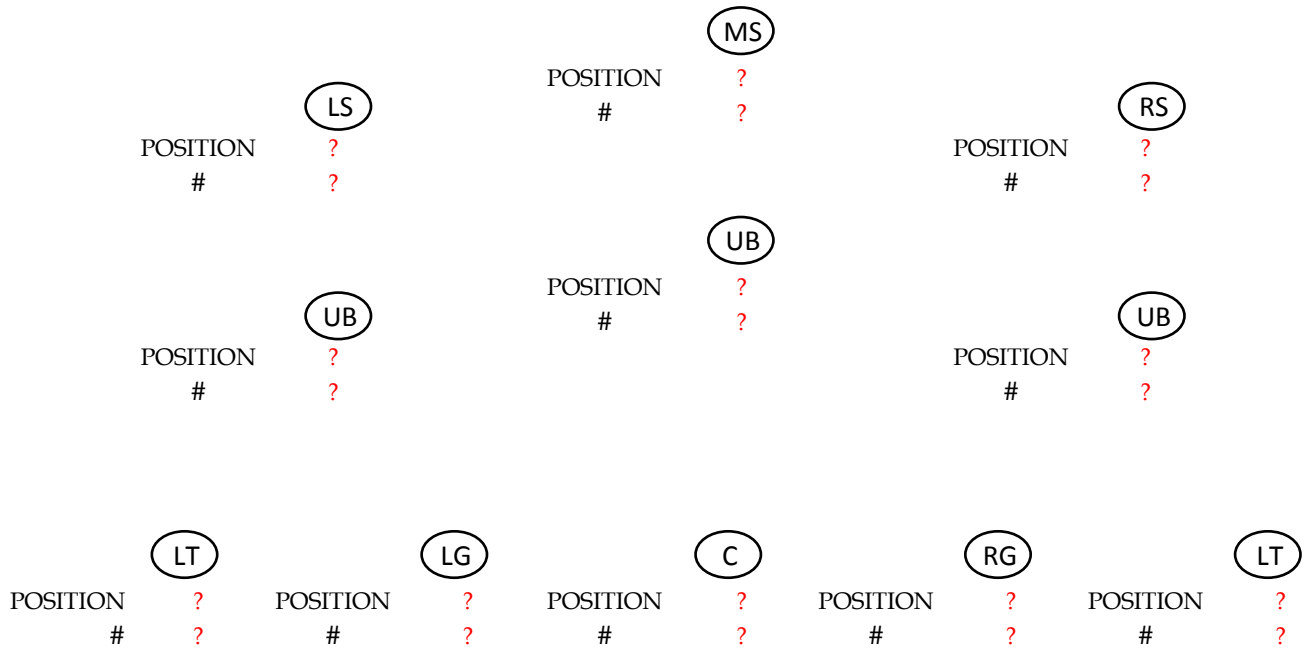
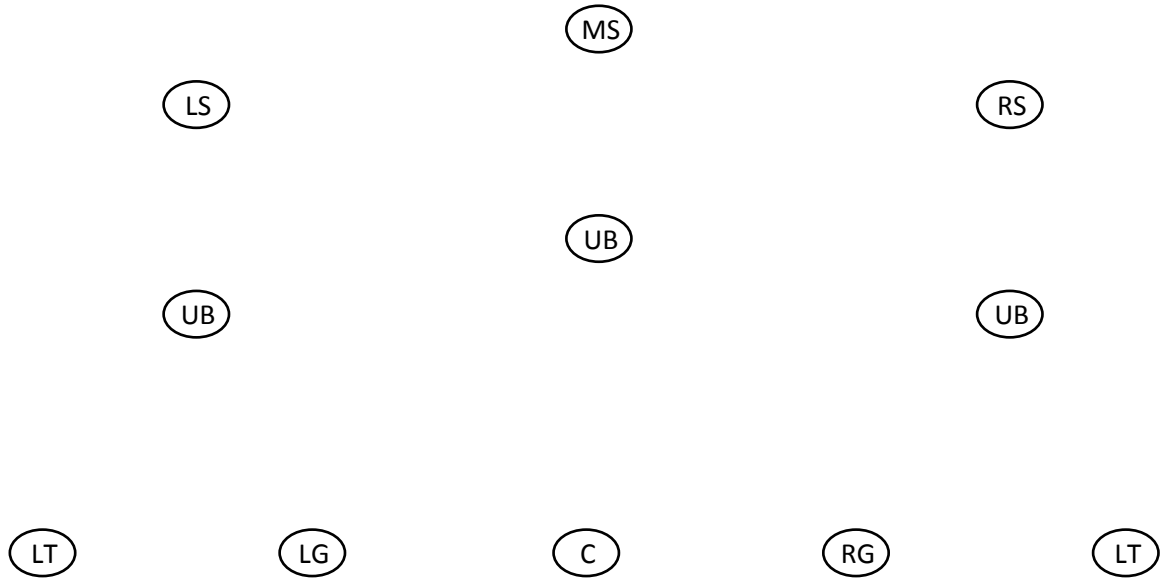
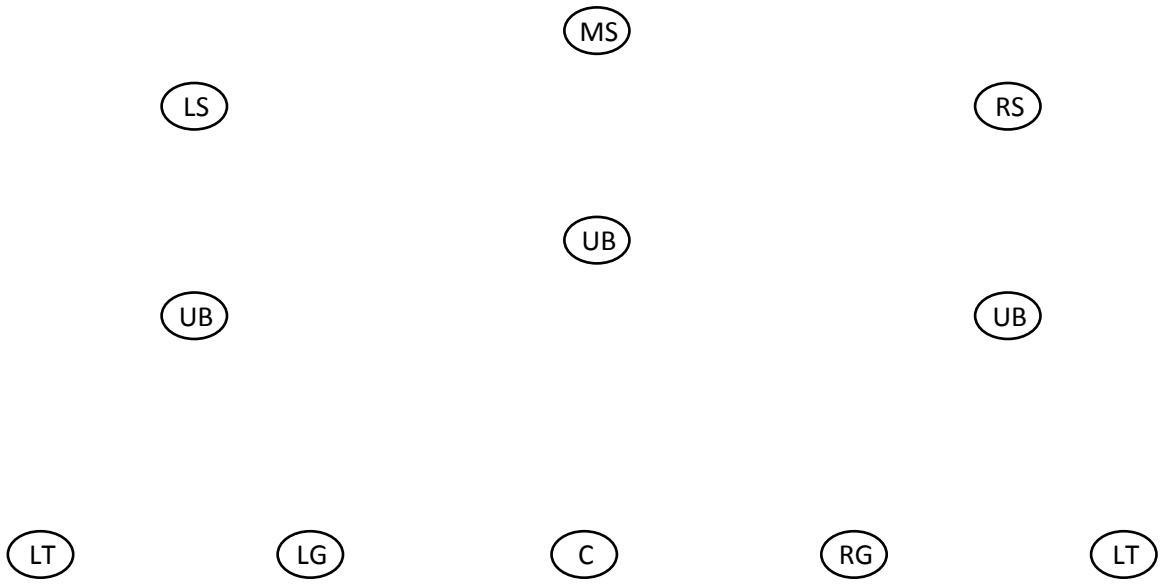


DIAGRAM-1



Specialists Report-5

Kick Return-
DIAGRAM-1



TRICK PLAYS

Specialists Report-6

Opponents Punt Team

PUNTER #	?	PUNTS		WHERE		LONGEST PUNT	
Alignment		Sky		YD Line		1	
Rt-Lt Foot		Corner		YD Line		2	
Approach		Pooch		YD Line		3	
Steps		Driver		YD Line		4	
Depth		Rt-Lt		YD Line		5	

TOTAL PUNT TIME	#1	#2	#3	#4	#5	#6	#7	#8	TOTAL
Snap TO Punter	0.00	0.00	0.00	0.00	0.00	0.00	0.00	0.00	0.00
Punter	0.00	0.00	0.00	0.00	0.00	0.00	0.00	0.00	0.00
Handle Time	0.00	0.00	0.00	0.00	0.00	0.00	0.00	0.00	0.00
Hang Time	0.00	0.00	0.00	0.00	0.00	0.00	0.00	0.00	0.00
Total	0.00	0.00	0.00	0.00	0.00	0.00	0.00	0.00	0.00

NET PUNT AVG. DISTANCE	#1	#2	#3	#4	#5	#6	#7	#8	NET
	0	0	0	0	0	0	0	0	0.00

STATISTICS						
NO	AVG.	LP	TB	FC	IN-20	BLKD

SNAPPER NOTES	
Snapper #	
Snap Time	0.00
Accuracy	
Velocity	

PERSONAL PROTECTOR		
#		
R or L		
RUN	THREAT	PASS
	< >	

WINGMEN	#	#	#	#	#	#
LEFT				RIGHT		

GUNNERS	#	#	#	#	#	#
LEFT				RIGHT		
In-Out Release						
Speed						
Convergence						

BLOCKED PUNTS	
Why	
How	
Where	
When	

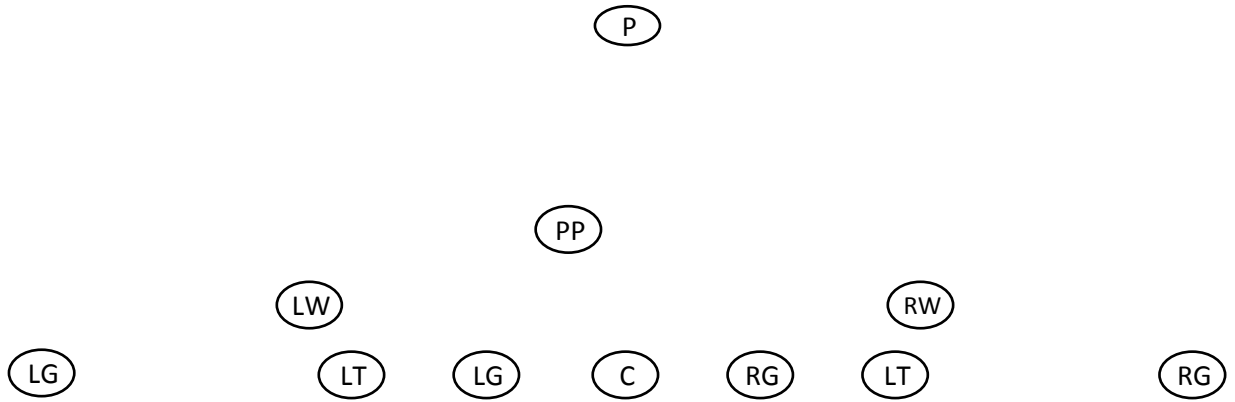
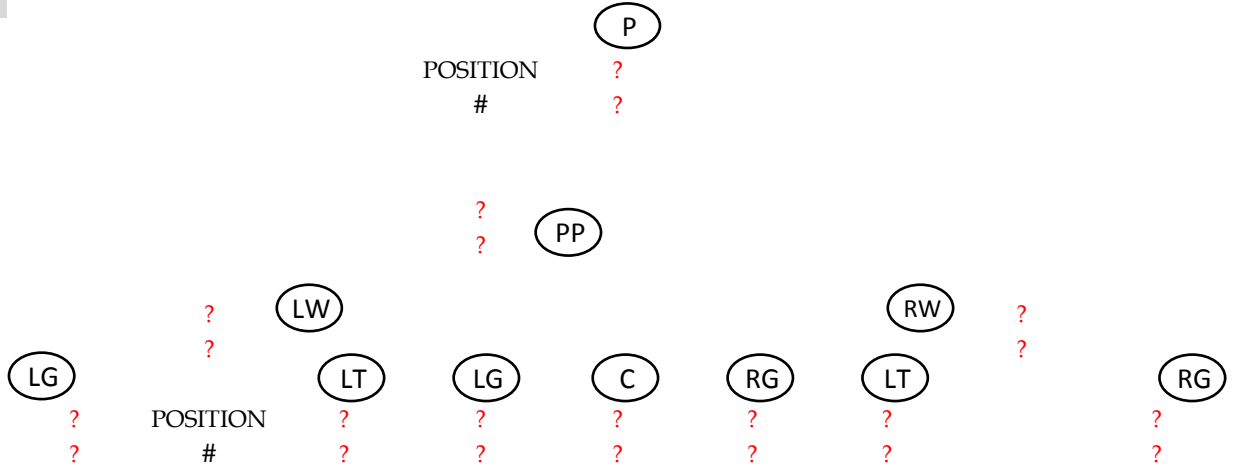
BLOCK POINT	
Where	
Who	

PROTECTION	
Block Technique	
Weakness	
Overall Quality	
Kick Slide	

PUNTING DIRECTION		What kind?
Punts	0	
Middle	0	#DIV/0!
Left	0	#DIV/0!
Right	0	#DIV/0!

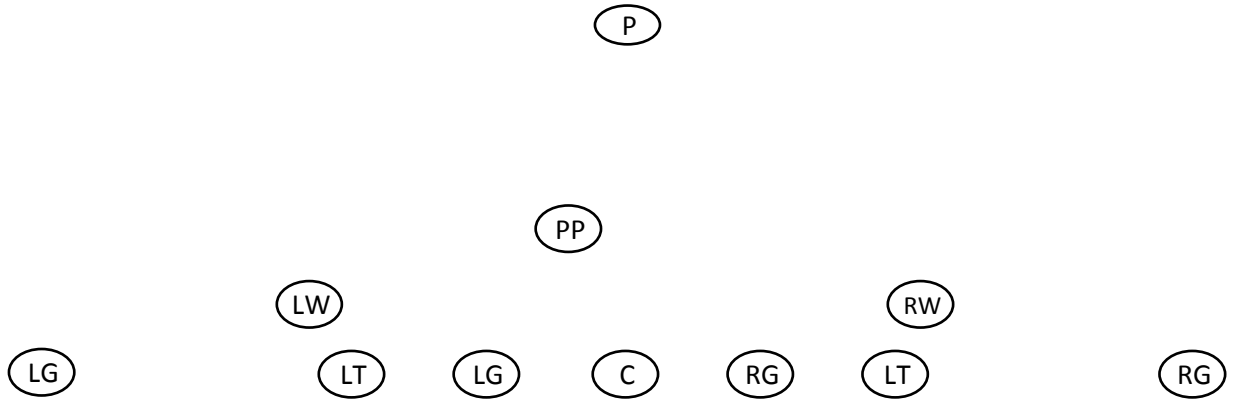
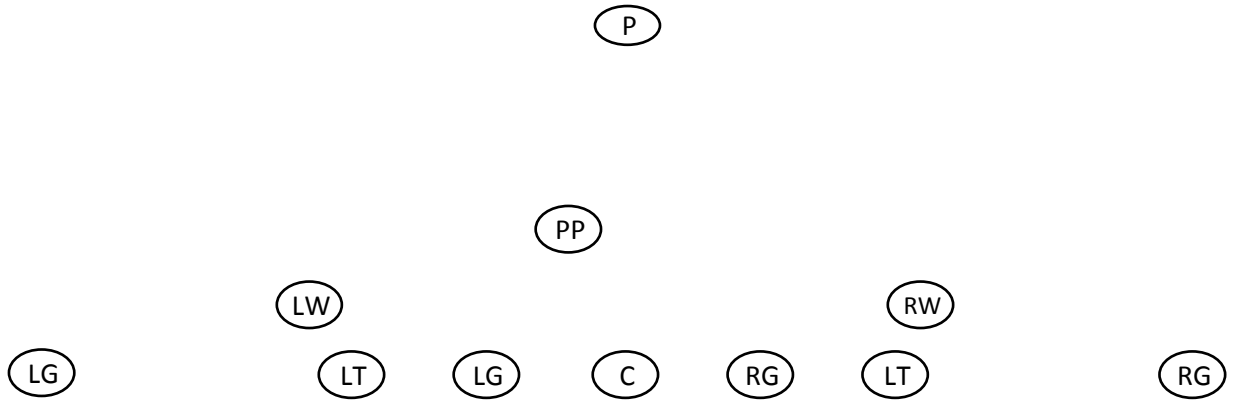
Specialists Report-7

Punt Team



Specialists Report-8

Fake Punts



Specialists Report-9

Opponents Punt Return / Block Team

RETURNERS	#	#
Alignment	?	?
Acceleration		
Speed		
Field Ability		
Courage		
Hands		
Fair Catches		
Fumbles		
Reverse	Y-N	Who

STATISTICS				
#	NO.	AVG.	TD	LONGEST
?	0	0	0	0
?	0	0	0	0
Total	0	0	0	0

DO THEY MASS SUBSTITUE? Y-N

HAVE THEY BLOCKED ANY PUNTS? Y-N

HOW? _____

WHEN? _____

SYSTEM ANALYSIS

Returns:	Middle	Left	Right
	0	0	0
	#DIV/0!	#DIV/0!	#DIV/0!

BOX CALL

How many? _____

Rush? Y-N

Who? _____

When? _____

Where? _____

Delay? _____

SHIFTING

WHO? _____

WHEN? _____

BLOCKS

Wall _____

Hold up _____

Status _____

Delay _____

RUSH-

	0	
Right side	0	#DIV/0!
left side	0	#DIV/0!
Middle	0	#DIV/0!

Specialists Report-10

Punt-Return



LG



LT



LG



C



RG



LT



RW



RG

LW

PP

P



LG



LT



LG



C



RG



LT



RW



RG

LW

PP

P

Specialists Report-11

Opponents Field Goal/PAT Team

KICKERS:

Players # _____
 Steps _____
 Rt / Lt Footed _____
 Kick Trajectory _____
 Consistency % _____
 FG Range _____
 Longest FG _____

SNAPPER

41
 Time 1.20
 Accuracy good
 Velocity good

WINGS

Right # 7
 Left # 4
 Eligible? Y-N
 Who? ?

REACTION TO PRESSURE

PAT %

Made 0
 Attempt 0
 % #DIV/0!

ENDS

Right # 7
 Left # 4
 Eligible? Y-N
 Who? ?

STATISTICS

#	M vs A	PCT	1-19	20-29	30-39	40-49	50 +	LG	BLK
?	1-5	89%	2-5	4-8	4-7	1-5	0-0	45	0
?	1-5	89%	2-5	4-8	4-7	1-5	0-0	45	0

FG TIME

	#1	#2	#3	#4	#5	#6	#7	#8	TOTAL	# OF KICKS
Snaps	0.00	0.00	0.00	0.00	0.00	0.00	0.00	0.00	0.00	
Holder	0.00	0.00	0.00	0.00	0.00	0.00	0.00	0.00	0.00	
Kicker	0.00	0.00	0.00	0.00	0.00	0.00	0.00	0.00	0.00	
Total	0.00	0.00	0.00	0.00	0.00	0.00	0.00	0.00	0.00	

HOLDER

Position / # ? | 45
 Hands _____
 Pass / Run threat _____
 Quickness _____
 Alignment (R-L) _____
 Tee is placed _____

HOW DO WE BLOCK?

FAKES

When? _____
 Where? _____
 Who? _____

PROTECTION SCHEME

LINE- _____

 ENDS- _____

 WINGS- _____

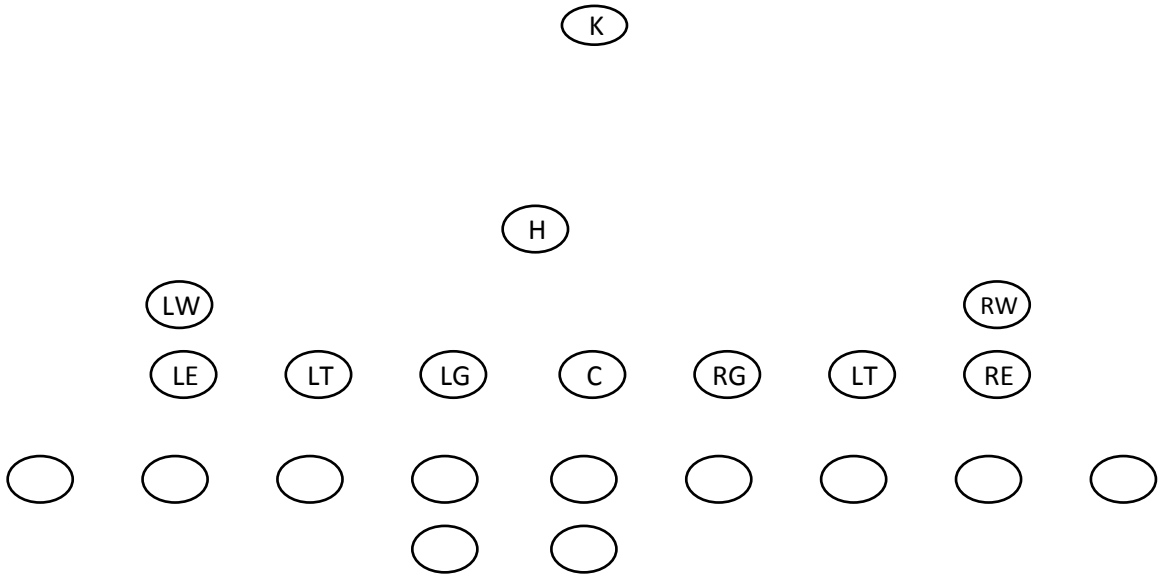
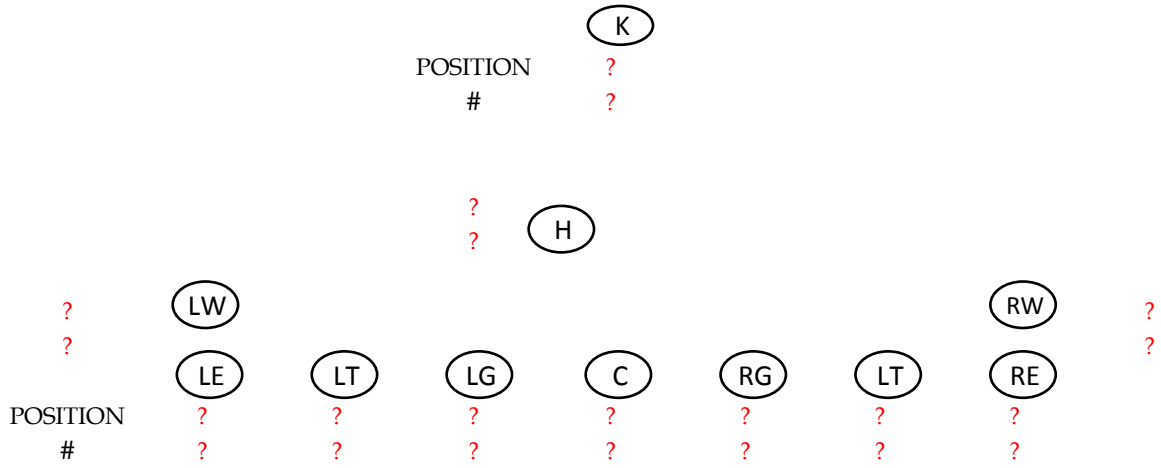
KICKS		
R. Hash	0	#DIV/0!
L. Hash	0	#DIV/0!
Middle	0	#DIV/0!

STRENGTHS- _____

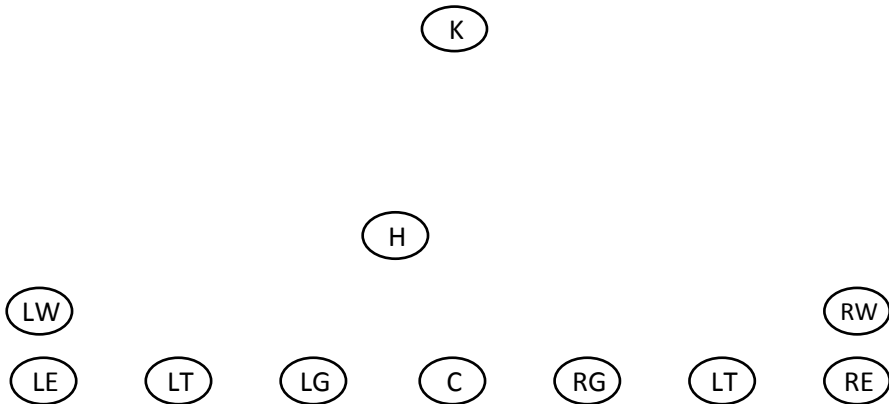
WEAKNESSES- _____

Specialists Report-12

FG/PAT



FAKE



Specialists Report-13

Opponents Field Goal/PAT Block Team

BLOCK SCHEME

Outside _____
Inside _____
Middle _____

COVERAGE SCHEME

BLOCKERS

GAP

#	GAP

VULNERABLE TO FAKE? Y-N

WHERE?

WHEN?

HOW?

KEY OBSERVATIONS

RUSH-

Right side	0	#DIV/0!
left side	0	#DIV/0!
Middle	0	#DIV/0!

Specialists Report-14

FG-PAT BLCOK TEAM

(K)

(H)

(LW)

(RW)

(LE)

(LT)

(LG)

(C)

(RG)

(LT)

(RE)



(K)

(H)

(LW)

(RW)

(LE)

(LT)

(LG)

(C)

(RG)

(LT)

(RE)



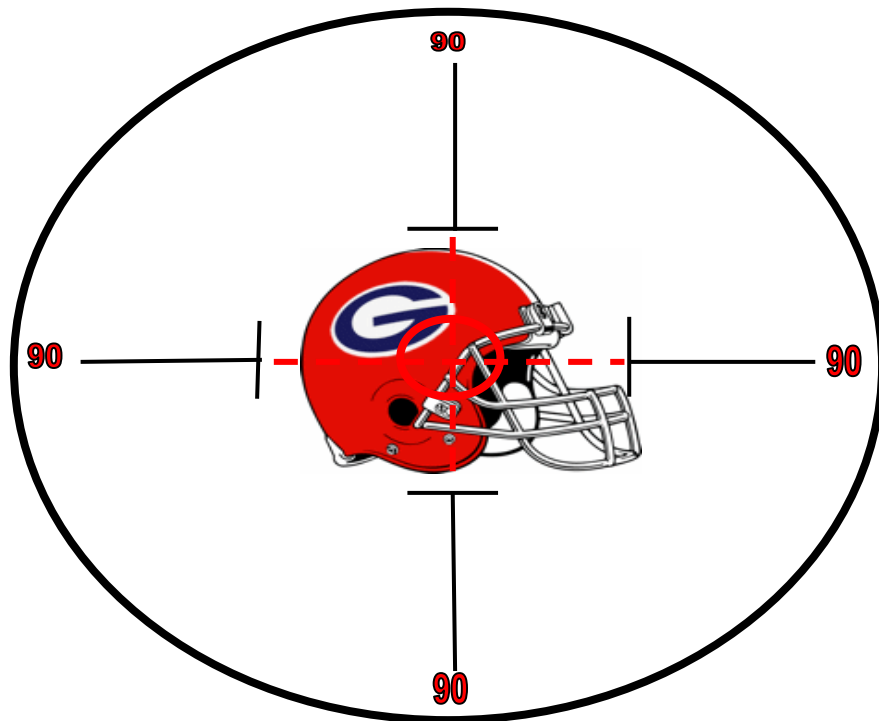
AUGUST-28-2009

WREAK HAVOC!

SPECIAL OPS.

OPERATION:

ROCKET SHUT DOWN!



SET THE TONE!

P.H.D